

MXV-B

Vertical, Multi-Staged Stainless Steel Pump



Construction

Vertical multi-stage close coupled pumps with suction and delivery connections of the same diameter and arranged along the same axis (in-line).

All parts that come into contact with the liquid, including wet-end covers, are in chrome-nickel stainless steel with corrosion-resistant bearing sleeves lubricated by the pumped liquid.

Applications

For water supply systems. For clean non-explosive liquids, without solid, filamentary or abrasive matter and non-aggressive for stainless steel (with adaptation of sealing materials on request).

A universal pump for civil and industrial use, for pressure-boosting systems, fire-extinguishing systems, high-pressure washing plants, irrigation, agricultural uses and sport installations.

Operating conditions

Temperature of liquid: from -15 °C to +90 °C.

Operating environment temperature: up to 40 °C.

Maximum permissible pressure in pump casing: 16 bar.

Motor

2-pole induction motor, 50 Hz (n = 2900 rpm).

MXV-B: three-phase

230/400 V ± 10% up to 3 kW;

400/690 V ± 10% from 3,7 to 7,5 kW.

MXV-BM: single-phase 230 V ± 10%, with thermal protector.

Capacitor inside the terminal box.

Insulation class F.

Protection IP 54.

Classification scheme IE2 for three-phase motors.

Constructed in accordance with:

EN 60034-1, EN 60034-30.

EN 60335-1, EN 60335-2-41.

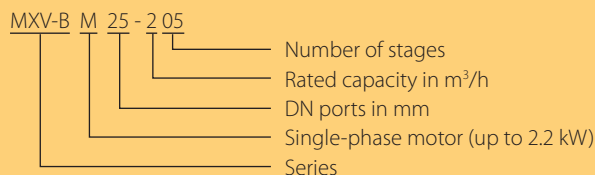
Special features on request

- Other voltages. - Frequency 60 Hz.
- Protection IP 55.
- Special mechanical seal
- Pump casing seal rings in FPM.
- Higher or lower liquid or ambient temperatures.
- Flanges to screw, in chrome-nickel steel.
- Motor suitable operation with frequency converter.

Materials (wetted parts)

Component	Material	
External jacket	Chrome-nickel steel	
Suction casing		
Delivery casing		
Stage casing		
Impeller		1.4301 EN 10088 (AISI 304)
Lower cover		
Upper cover		
Spacer sleeve		
Pump shaft		Chrome-nickel steel
Plug		1.4305 EN 10088 (AISI 303)
Mechanical seal	Ceramic alumina/Carbon/EPDM	
ISO 3069 - KU		
Wear ring		PTFE
O-ring	NBR	

Designation

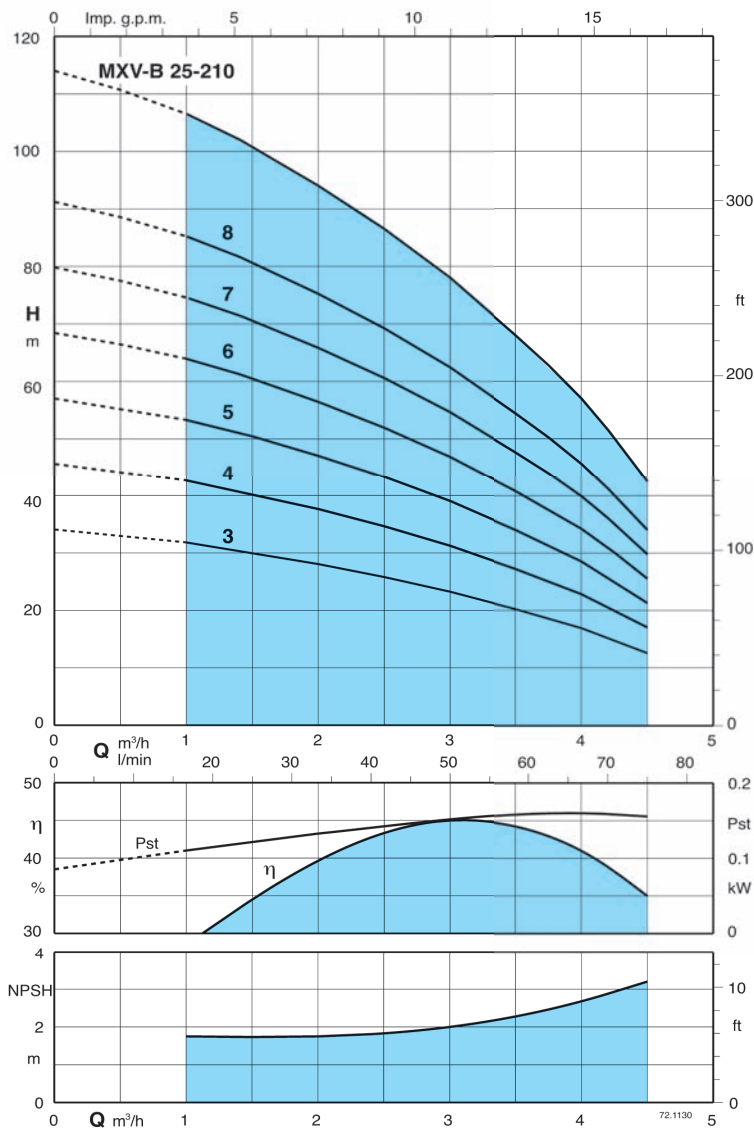


MXV-B

Vertical, Multi-Staged Stainless Steel Pump

Caracteristic Curves n= 2900 rpm

25-2



Test results with clean cold water, without gas content.
A safety margin of + 0.5 m is recommended for the NPSH value.
Tolerances in accordance with ISO 9906, Annex A.

Head and power values valid for liquids with density $\rho = 1,0 \text{ kg/dm}^3$ and kinematic viscosity $\nu = \text{max } 20 \text{ mm}^2/\text{sec}$.

Pst = Power with reference to one stage.
P1 Max. power input.
P2 Rated motor power output.

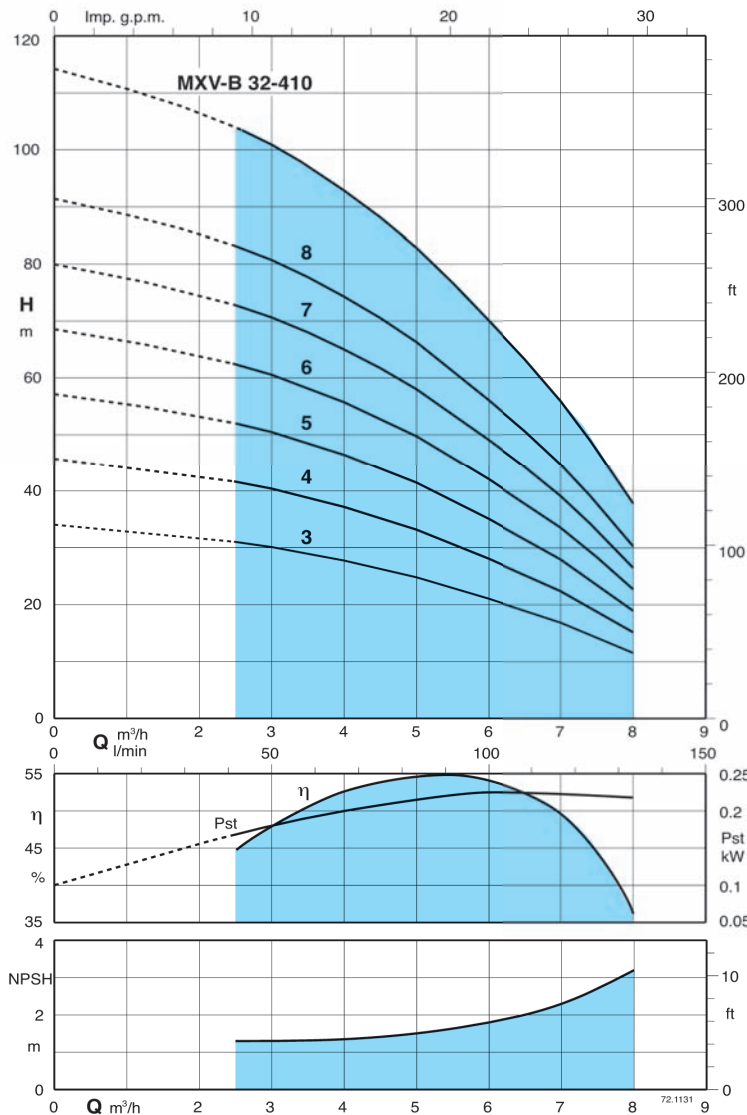
	3 ~ 230 V 400 V		1 ~ 230 V P ₁ P ₂				Q m ³ /h l/min										
	A	A	A	kW	kW	HP		0	1	1,5	2	2,5	3	3,5	4	4,5	
MXV-B 25-203	3,3	1,9	MXV-BM 25-203	5,8	1,1	0,75	1	H m	34	32	30	28	26	23,5	20,5	17	12,5
MXV-B 25-204	3,3	1,9	MXV-BM 25-204	5,8	1,1	0,75	1		44	42,5	40	37,5	34,5	31	27	22,5	17
MXV-B 25-205	3,3	1,9	MXV-BM 25-205	5,8	1,1	0,75	1		56	53	50	47	43	39	34	28	21
MXV-B 25-206	4,7	2,7	MXV-BM 25-206	7,4	1,5	1,1	1,5		68	63,5	60,5	56	51,5	46,5	40,5	34	25
MXV-B 25-207	4,7	2,7	MXV-BM 25-207	7,4	1,6	1,1	1,5		79,5	74	70,5	65,5	60	54,5	47,5	39,5	30
MXV-B 25-208	7,5	4,3	MXV-BM 25-208	9,2	2	1,5	2		91	85	80,5	75	69	62	54	45,5	34
MXV-B 25-210	7,5	4,3	MXV-BM 25-210	9,2	2,3	1,5	2		114	106	101	94	86	78	68	57	42

MXV-B

Vertical, Multi-Staged Stainless Steel Pump

Caracteristic Curves n= 2900 rpm

32-4



Test results with clean cold water, without gas content.

A safety margin of + 0.5 m is recommended for the NPSH value.

Tolerances in accordance with ISO 9906, Annex A.

Head and power values valid for liquids with density $\rho = 1,0 \text{ kg/dm}^3$ and kinematic viscosity $\nu = \text{max } 20 \text{ mm}^2/\text{sec}$.

Pst = Power with reference to one stage.

P1 Max. power input.

P2 Rated motor power output.

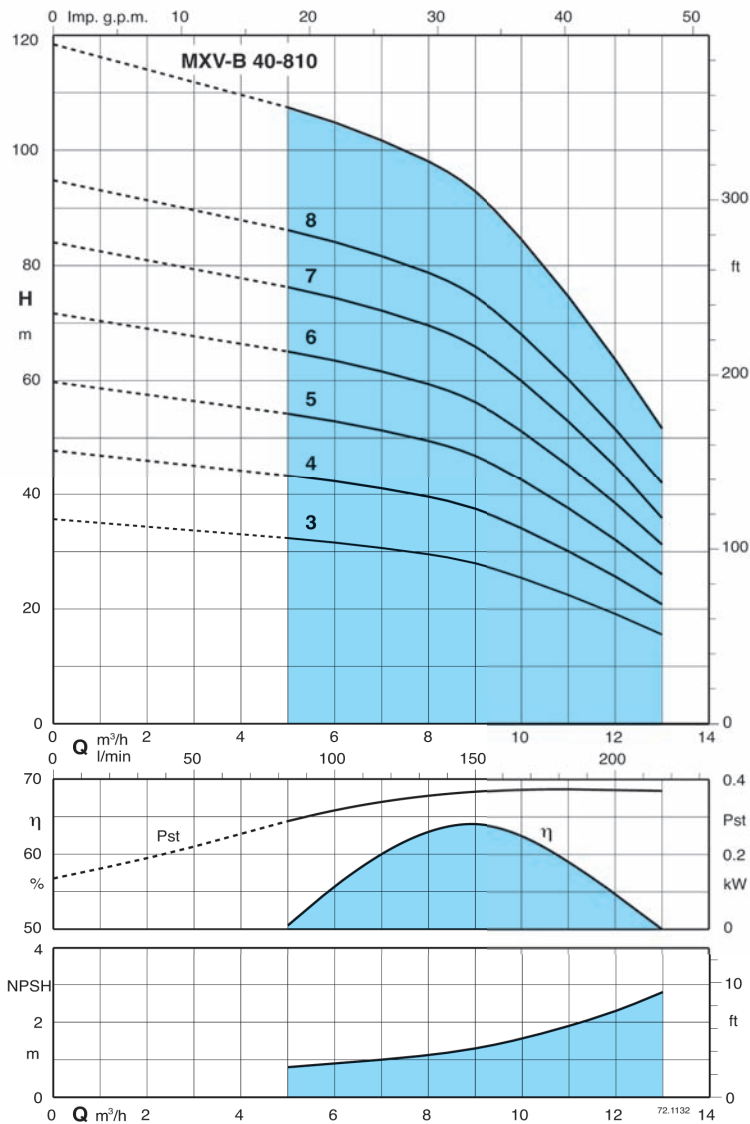
	3 ~ 230 V 400 V		1 ~ 230 V P1		P2		Q m³/h l/min	H m									
	A	A	A	kW	kW	HP		0	2,5	3	3,5	4	4,5	5	6	7	8
							0	41,6	50	58,3	66,6	75	83,3	100	116,6	133,3	
MXV-B 32-403	3,3	1,9	MXV-BM 32-403	5,8	1,1	0,75	1	34	31	30,5	29	28	26,5	25	21	17	11,5
MXV-B 32-404	4,7	2,7	MXV-BM 32-404	7,4	1,5	1,1	1,5	45	41,5	40	38,5	36,5	34,5	32,5	27,5	22	14,5
MXV-B 32-405	4,7	2,7	MXV-BM 32-405	7,4	1,6	1,1	1,5	56	51,5	50	48	46	43,5	41	34,5	27,5	18,5
MXV-B 32-406	7,5	4,3	MXV-BM 32-406	9,2	2	1,5	2	68	62	60	58	55,5	52,5	49,5	42	33,5	22,5
MXV-B 32-407	7,5	4,3	MXV-BM 32-407	9,2	2,3	1,5	2	79,5	72,5	70,5	68	65	61,5	58	49	39	26,5
MXV-B 32-408/A	9,15	5,3				2,2	3	91	83	80,5	78	74	70	66	56	44,5	30
MXV-B 32-410/A	9,15	5,3				2,2	3	114	104	101	97,5	93	88	83	70	56	38

MXV-B

Vertical, Multi-Staged Stainless Steel Pump

Characteristic Curves n= 2900 rpm

40-8



Test results with clean cold water, without gas content.

A safety margin of + 0.5 m is recommended for the NPSH value.

Tolerances in accordance with ISO 9906, Annex A.

Head and power values valid for liquids with density $\rho = 1,0 \text{ kg/dm}^3$ and kinematic viscosity $\nu = \text{max } 20 \text{ mm}^2/\text{sec}$.

Pst = Power with reference to one stage.

P1 Max. power input.

P2 Rated motor power output.

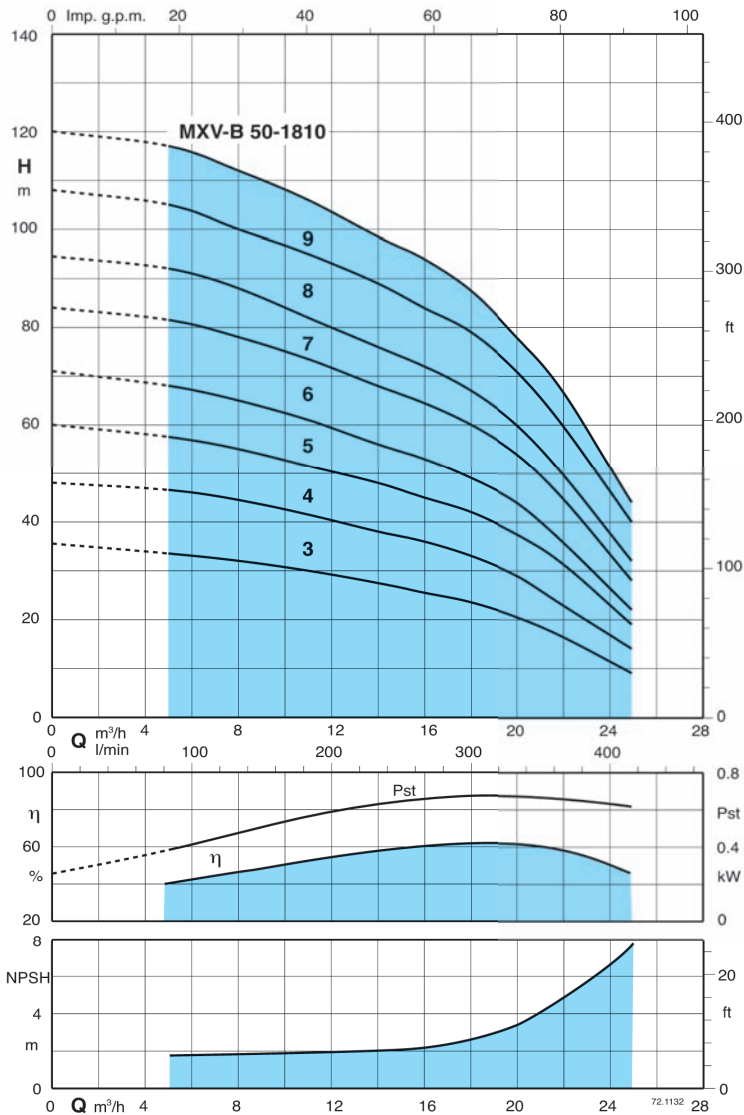
	3 ~ 230 V 400 V		1 ~	230 V P1		P2		Q m³/h l/min	0	5	6	7	8	9	10	11	12	13
	A	A		A	kW	kW	HP		0	83,3	100	116,6	133,3	150	166,6	183,3	200	216,6
MXV-B 40-803	4,7	2,7	MXV-BM 40-803	7,4	1,6	1,1	1,5	H m	35,5	32,5	31,5	31	29,5	28	25,5	22,5	19,5	15,5
MXV-B 40-804	7,5	4,3	MXV-BM 40-804	9,2	2,3	1,5	2		47	43	42	41	40	37	34	30	26	21
MXV-B 40-805/A	9,15	5,3				2,2	3		59	54	53	51	50	47	43	38	32	26
MXV-B 40-806/A	9,15	5,3				2,2	3		71	65	63	62	59	56	51	45	39	31
MXV-B 40-807/A	11,5	6,6				3	4		83	76	74	72	69	66	60	53	45	36
MXV-B 40-808/A	11,5	6,6				3	4		95	87	85	82	79	75	69	60	51	42
MXV-B 40-810/A		9,6				3,7	5		119	109	106	103	99	94	86	75	64	52

MXV-B

Vertical, Multi-Staged Stainless Steel Pump

Caracteristic Curves n= 2900 rpm

50-18



Test results with clean cold water, without gas content.
A safety margin of + 0.5 m is recommended for the NPSH value.
Tolerances in accordance with ISO 9906, Annex A.

Head and power values valid for liquids with density $\rho = 1,0 \text{ kg/dm}^3$ and kinematic viscosity $\nu = \text{max } 20 \text{ mm}^2/\text{sec}$.

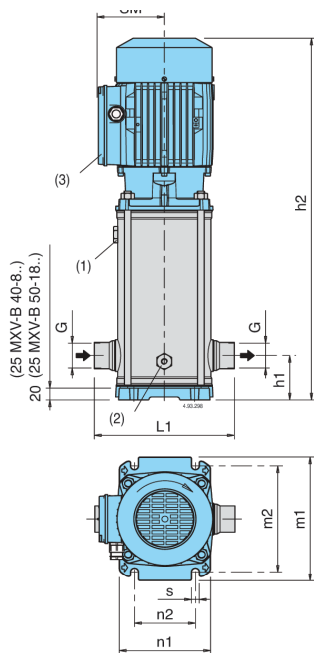
Pst = Power with reference to one stage.
P1 Max. power input.
P2 Rated motor power output.

3 ~	230 V 400 V		P ₂		Q	H									
	A	A	kW	HP		m³/h	0	5	8	11	14	16	18	20	22
MXV-B 50-1803/A	9,15	5,3	2,2	3	0	35,5	33,5	32	30	27,5	25,5	23,5	20,5	16,5	9
MXV-B 50-1804/A	11,5	6,6	3	4	0	48	46,5	44,5	41,5	38	36	33	29	23	14
MXV-B 50-1805/A		9,6	3,7	5	0	60	57,5	55	51,5	48	45	42	37,5	31,5	19
MXV-B 50-1806/A		9,6	4	5,5	0	71	68	65	61	56	53	49	44	36	22
MXV-B 50-1807/A		10,9	5,5	7,5	0	84	81,5	78	73,5	68	64,5	60	54	45	28
MXV-B 50-1808/A		10,9	5,5	7,5	0	94,5	92	88	82	76	72	68	60	50	32
MXV-B 50-1809/A		14,3	7,5	10	0	108	105	100	95	89	84	79	71	60	40
MXV-B 50-1810/A		14,3	7,5	10	0	120	117	112	106	98	94	88	78	67	44

MXV-B

Vertical, Multi-Staged Stainless Steel Pump

Dimensions and Weights



- (1) Filling
- (2) Draining
- (3) Standard position of terminal box (for other positions rotate motor through 90° or 180°)

Pump	Motor P ₂		G		mm								Net weight	
	kW	HP	ISO 228	L1	h1	h2	SM	m1	m2	n1	n2	s	MXV-B kg	MXV-BM kg
MXV-B(M) 25-203	0,75	1	G 1	215	75	564	128	210	180	150	100	12,5	23	24
MXV-B(M) 25-204	0,75	1	G 1	215	75	565	128	210	180	150	100	12,5	23,5	24,5
MXV-B(M) 25-205	0,75	1	G 1	215	75	588	128	210	180	150	100	12,5	24,5	25,5
MXV-B(M) 25-206	1,1	1,5	G 1	215	75	612	128	210	180	150	100	12,5	26	27
MXV-B(M) 25-207	1,1	1,5	G 1	215	75	636	128	210	180	150	100	12,5	27	28
MXV-B(M) 25-208	1,5	2	G 1	215	75	660	128	210	180	150	100	12,5	30	31
MXV-B(M) 25-210	1,5	2	G 1	215	75	708	128	210	180	150	100	12,5	31	32
MXV-B(M) 32-403	0,75	1	G 1 1/4	215	75	564	128	210	180	150	100	12,5	24	25
MXV-B(M) 32-404	1,1	1,5	G 1 1/4	215	75	565	128	210	180	150	100	12,5	25	26
MXV-B(M) 32-405	1,1	1,5	G 1 1/4	215	75	588	128	210	180	150	100	12,5	26	27
MXV-B(M) 32-406	1,5	2	G 1 1/4	215	75	612	128	210	180	150	100	12,5	28	29
MXV-B(M) 32-407	1,5	2	G 1 1/4	215	75	636	128	210	180	150	100	12,5	29	30
MXV-B 32-408/A	2,2	3	G 1 1/4	215	75	700	128	210	180	150	100	12,5	34	-
MXV-B 32-410/A	2,2	3	G 1 1/4	215	75	748	128	210	180	150	100	12,5	35	-
MXV-B(M) 40-803	1,1	1,5	G 1 1/2	225	80	593	128	246	215	190	130	14	27	28
MXV-B(M) 40-804	1,5	2	G 1 1/2	225	80	593	128	246	215	190	130	14	28	29
MXV-B 40-805/A	2,2	3	G 1 1/2	225	80	663	128	246	215	190	130	14	33	-
MXV-B 40-806/A	2,2	3	G 1 1/2	225	80	693	128	246	215	190	130	14	34	-
MXV-B 40-807/A	3	4	G 1 1/2	225	80	746	138	246	215	190	130	14	45	-
MXV-B 40-808/A	3	4	G 1 1/2	225	80	776	138	246	215	190	130	14	49	-
MXV-B 40-810/A	3,7	5	G 1 1/2	225	80	953	138	246	215	190	130	14	49	-
MXV-B 50-1803/A	2,2	3	G 2	250	90	635	128	246	215	190	130	14	34	-
MXV-B 50-1804/A	3	4	G 2	250	90	701	138	246	215	190	130	14	44	-
MXV-B 50-1805/A	3,7	5	G 2	250	90	738	138	246	215	190	130	14	46,5	-
MXV-B 50-1806/A	4	5,5	G 2	250	90	776	138	246	215	190	130	14	47,5	-
MXV-B 50-1807/A	5,5	7,5	G 2	250	90	841	160	246	215	190	130	14	59	-
MXV-B 50-1808/A	5,5	7,5	G 2	250	90	878	160	246	215	190	130	14	60	-
MXV-B 50-1809/A	7,5	10	G 2	250	90	916	160	246	215	190	130	14	67	-
MXV-B 50-1810/A	7,5	10	G 2	250	90	953	160	246	215	190	130	14	68	-

Features

Wider Range of Application

All parts that come into contact with the liquid, including wet-end covers, are in chrome-nickel stainless steel.

With corrosion-resistant seal rings and guide ring.

Low Cost Installation

Vertical construction with reduced pump height for installation in small spaces.

In-line connections to simplify the piping layout with the possibility of inserting the pump in straight pipe-lines.

Disassembly, inspection or cleaning of internal parts without removal of piping.

Robust and Reliable

The suction and discharge nozzles arranged in-line absorb the forces of the piping on the pump without the creation of distorting loads causing local friction and early wears.

The lantern brackets compact and robust design maintains a sure alignment between rotating and fixed parts, reducing vibration.

The upper cover design prevents entrapment of air around the mechanical seal.

Low-Noise Operation

The water filled shroud around the stages and thick external walls, work together for low-noise operation.

