

GMX

Contractor Pumps Dewatering Pumps



FEATURES

- Semi-open vortex impeller made of high chrome steel
- High resistance to abrasive liquids
- Stainless steel outer casing and strainer
- Double mechanical seal (Upper: CA/CE, Lower: SIC/SIC)
- Highly efficient cooling system for long lasting pumping life
- 10M H07-RNF Cable
- Maximum immersion depth: 10M
- Maximum liquid temperature: (0-40 °C)
- Maximum number of start-ups per hour
- IP68 protection Insulation Class: F
- Continuous duty (According to Continuous water level)

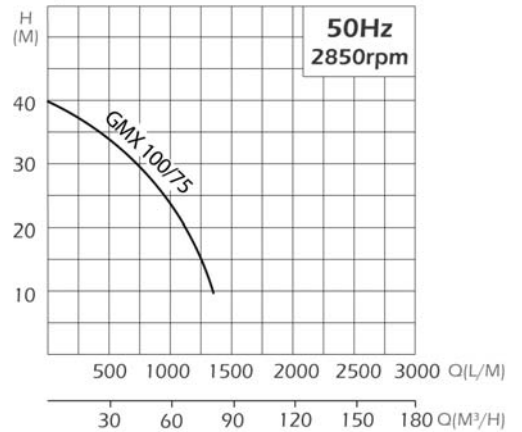
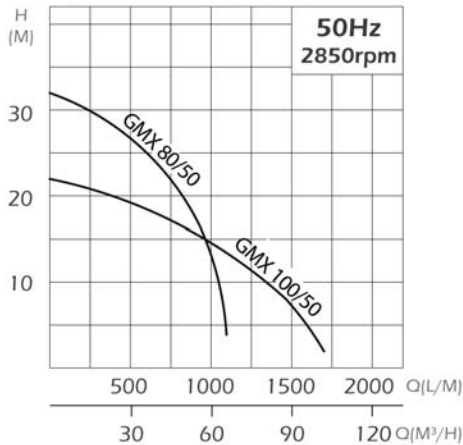
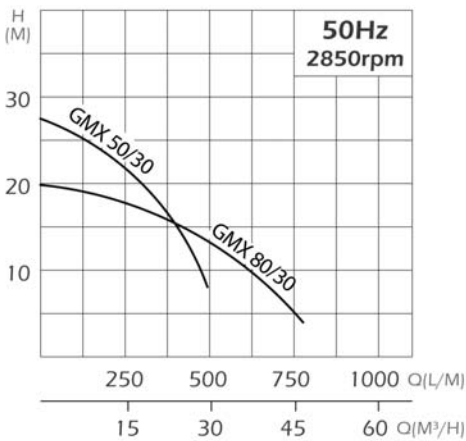
APPLICATIONS

GMX pumps are designed for pumping water in a wide range of building and industrial applications. Construction building sites, mining, tunneling, public works, floods, cement industry, river intake, civil engineering projects, low-lying rain water catchment areas, process industry, etc.

GMX

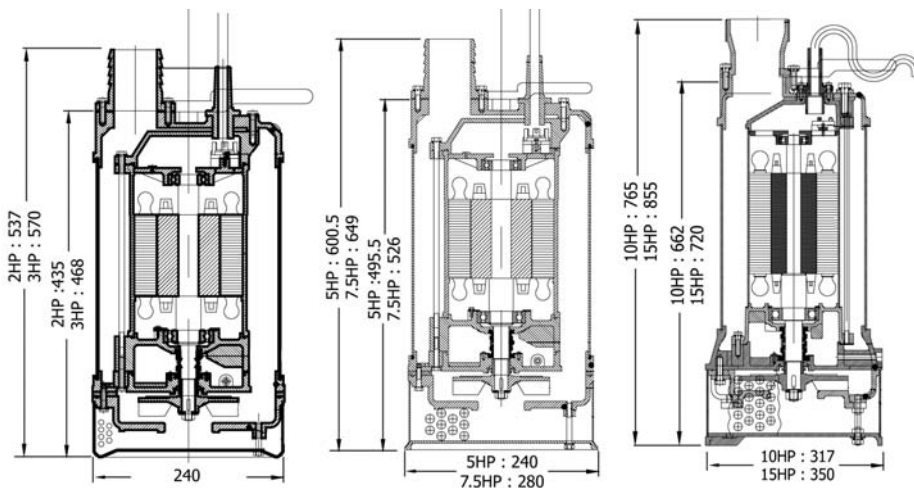
Contractor Pumps / Dewatering Pumps

Performance Table and Dimensions



Type	P2		3 Ph 400 V	Discharge	Free Passage mm	l/min Q m³/h	0	250	333	433	500	625	875	1000	Weight kg
	kW	HP	A				0	15	20	26	30	37,5	52,5	60	
GMX 50/30	2,2	3	4,9	2"	9	H m	26	17	12,5	5	-	-	-	-	35
GMX 80/30	2,2	3	4,9	3"	9		20,5	16	13,5	11,4	9,6	5	-	-	35
GMX 80/50	5,5	7,5	12,4	10	10		32	30	29	28	27	25	15	7,5	60

Type	P2		3 Ph 400 V	Discharge	Free Passage mm	l/min Q m³/h	0	500	600	900	1000	1200	1500	Weight kg
	kW	HP	A				0	30	36	54	60	72	90	
GMX 100/50	5,5	7,5	12,4	4"	10	H m	22,5	19,5	18	15,7	15	12,3	7,5	60
GMX 100/75	7,5	10	16,5		15		42	31,5	29,8	20,6	20	12,6	-	93



Part	Material
Discharge Head	GG20
Impeller	High Chrome Steel
Motor Frame	AISI 304 up to 5,5 kW GG20 from 11 kW to 22 kW
Motor Cover	GG20
Outer Case	AISI 304
Shaft/Rotor (without bearing)	AISI 410
Screws	AISI 304