

CT 60

Peripheral Pump



Construction

Close-coupled peripheral pump (regenerative pump) with turbine impeller.

Compact, patented construction with single-piece motor casing and pump-side wall.

Protected against water entering the motor from outside.

Applications

For clean liquids without abrasives, without suspended solids, non-explosive, non-aggressive for the pump materials.

For increasing network pressure (follow local specifications).

For the reduced dimensions, these pumps are very well suitable to be mounted in cooling and air-conditioning machines and equipments, circulation.

Operating conditions

Liquid temperature up to 60 °C.

Ambient temperature up to 40 °C.

Total suction lift up to 7 m.

Continuous duty.

Motor

2-pole induction motor, 50 Hz (n = 2900 rpm).

CT 60: three-phase 230/400 V ± 10%.

CTM 60: single-phase 230 V ± 10%, with thermal protector. Capacitor inside the terminal box.

Insulation class F.

Protection IP 54.

Constructed in accordance with: EN 60034-1; EN 60335-1, EN 60335-2-41.

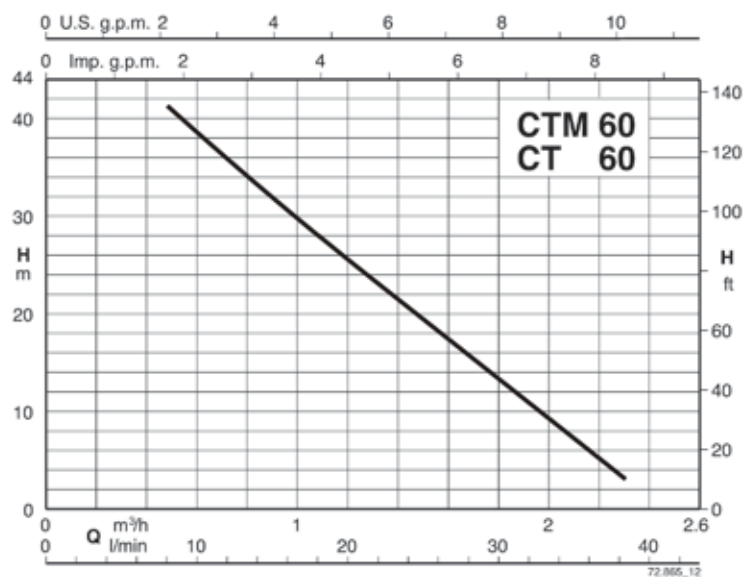
Special features on request

- Other voltages.
- Frequency 60 Hz (as per 60 Hz data sheet).
- Special mechanical seal.

Materials (wetted parts)

Components	Materials
Pump casing	Cast iron GJL 200 EN 1561
Casing cover motor side	Brass P- Cu Zn Pb 2 UNI 5705
Impeller	Brass P- Cu Zn Pb 2 UNI 5705
Shaft	Chrome steel AISI 430
Mechanical seal	Carbon - Ceramic - NBR

Coverage chart n ≈ 2900 rpm



CT 60

Peripheral Pump



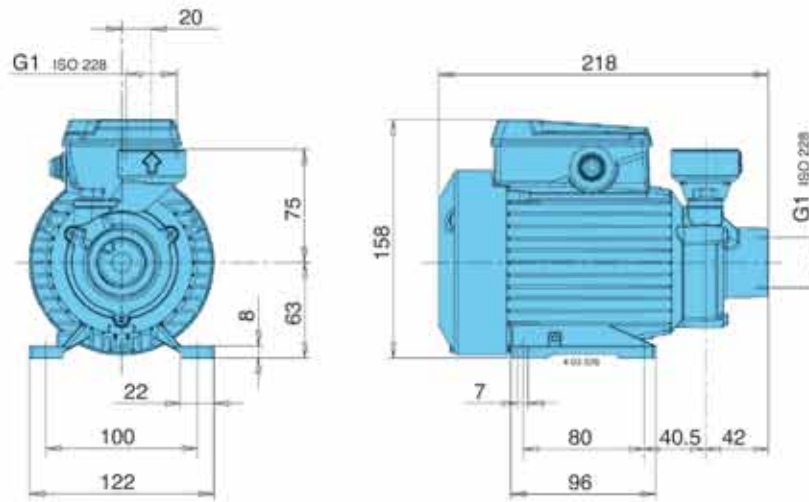
Performance $n \approx 2900$ rpm

3~	230V		400V		1~	230V		P ₂	Q	m ³ /h	l/min	H m	0,48	0,6	0,75	0,96	1,2	1,5	1,89	2,3
	A	A	A	A		kW	HP													
CT 60	1,9	1,1	CTM 60	2,5	0,33	0,45	H m	41	38,5	35,5	31	25,5	19	11	3					

H Total head in m.

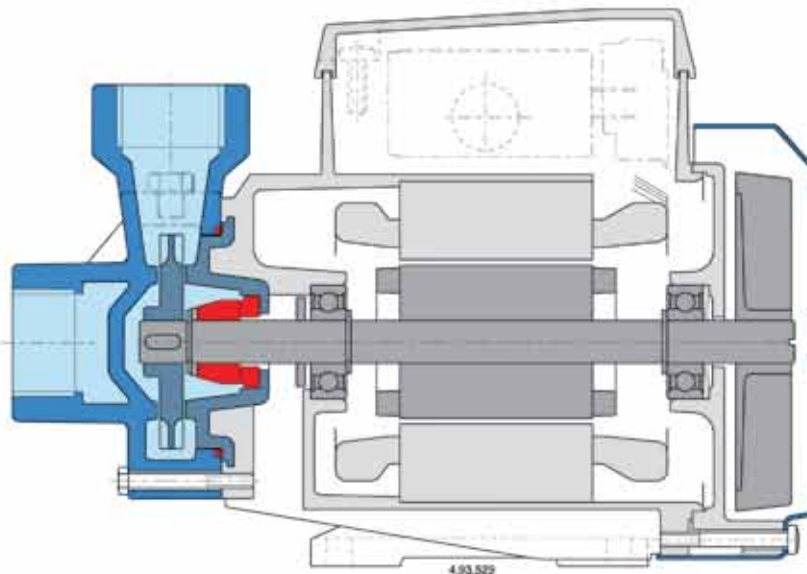
P₂ Rated motor power output.

Dimensions and weights



CT 60 4,9 kg
CTM 60 5 kg

Features



Patented